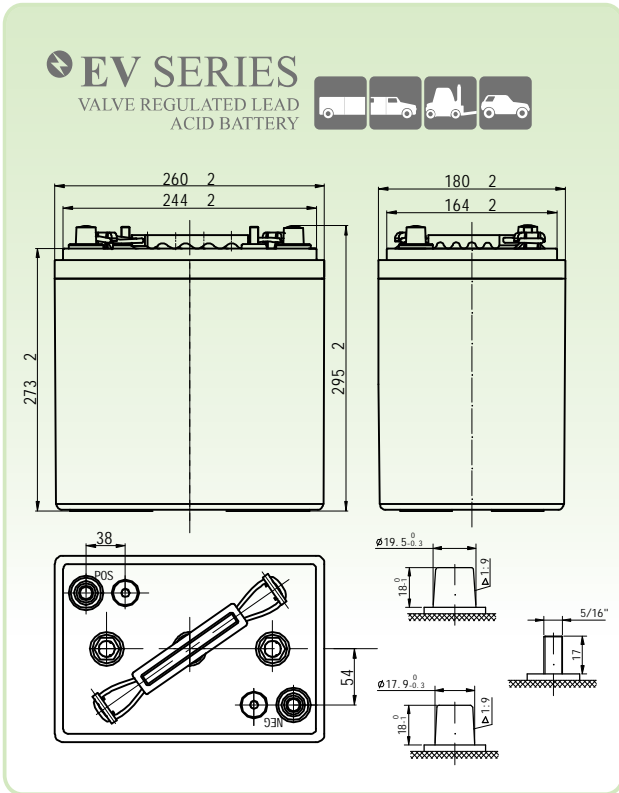




EVGT6-280A-AM



Vision EV Series Batteries provide superior performance, capacities and reliability. Using state of art dry cell technology the EV series is designed for environmentally sensitive areas that require enhanced cycle life capabilities in commercial, industrial, residential, and private applications. The maintenance-free(VRLA) construction and advanced design features makes the EV Series the definitive choice for a wide variety of markets; Solar and Renewable Energy Storage; Electric Vehicle and Golf cart; Industrial equipment, Floor Machines, Forklifts, Aerial lifts, and Robotics; Marine, RV, and no-idle solutions; Mobility and Medical Equipment; Telecom, Broadband and Cable TV; UPS systems.

Features and Benefits

- High density lead paste and specialized paste formula for deep cycle application.
- High strength ABS or PP case & cover and valve-regulated construction.
- Maintenance-free.
- High capacities.
- Environmentally friendly, Classified as “ Non-Spillable Battery” for transportation.
- High tin alloy grids offer: Less gassing, High corrosion-resistant, Low self discharge, Alloy sheeting material for deep cycle applications.
- Exceptional adaptability to operate at high and low temperature environments.
- Durable copper and stainless steel terminals for high electric conductivity.
- Excellent cycle life: 80% DOD 800 cycles.
- Exclusive electrolyte formula and separator, For protecting the electrolyte density from stratification.
- Superior design allows for fast charge acceptance and resistance to over-discharge.

Mechanical Characteristics

Industry Type No.	GT6
Length(mm/inch)	260/10.2
Width (mm/ inch)	180/7.1
Height(mm/inch)	273/10.7
Total Height(mm/inch)	295/11.6
Approx. Weight (kg/lbs)	38/83.77
Terminal	AM
Container material	ABS
Cells	3 cell
Nominal Voltage	6 V

Electrical Characteristics

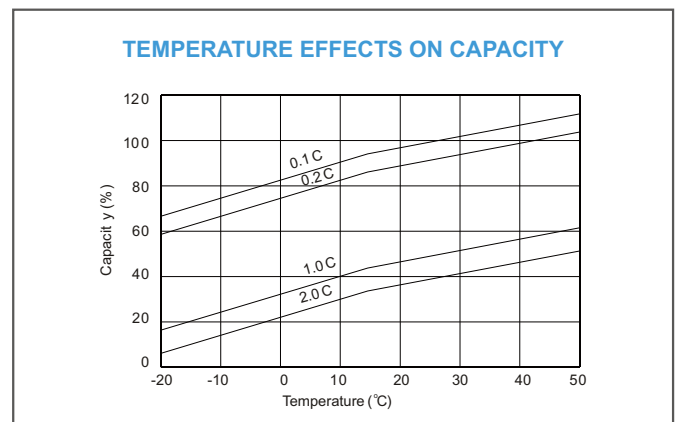
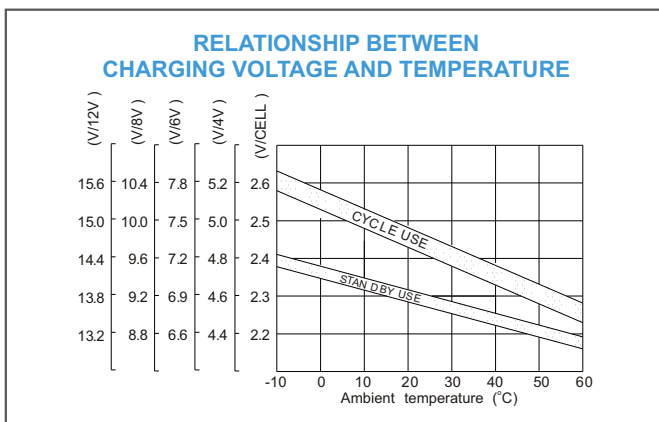
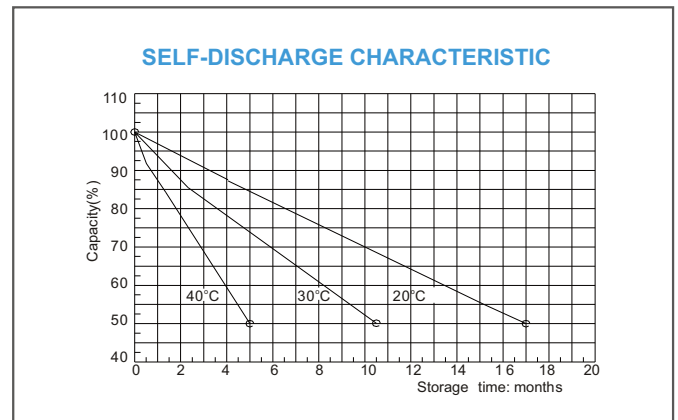
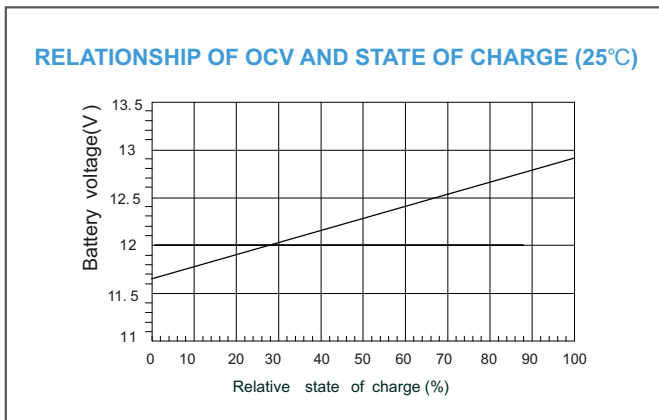
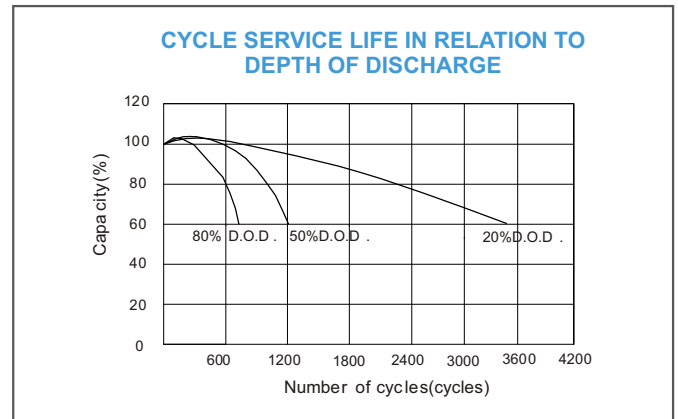
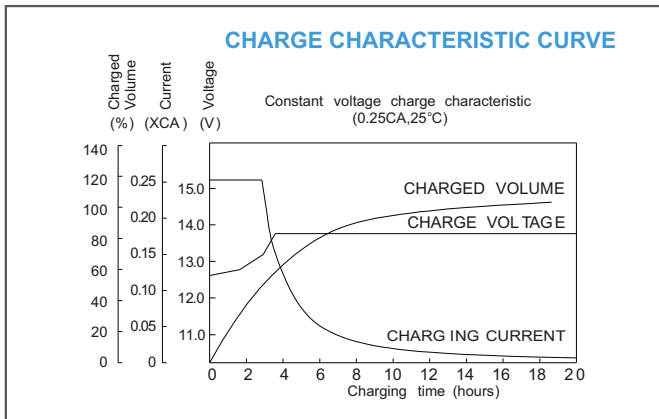
Nominal Capacity	280Ah@20 hour rate F. V. (1.75V/Cell)	
Internal Resistance (Approx.)	≤ Fully Charged battery (25°C) : 1.6mOhms	
Self Discharge	3% of capacity per month@68°F/20°C	
Cranking Amps	1770A@32°F/0°C	1380A@0°F/-18°C
Max. Discharge	2100A(5s)	
Reserve Capacity (80°F/27°C)	@25A F.V.(1.75V/Cell)	575Min
	@75A F.V.(1.75V/Cell)	165Min
Charging(25°C) (Constant Voltage)	Cycle use	Initial Charging Current: 84A,2.40-2.45VPC
	Float use	2.20-2.30VPC

Electrical Characteristics

Final voltage 1.75V/Cell	Amp Hours(AH)@77°F(25°C)						Minutes of Discharge@80°F(27°C)	
	20HR	10HR	5HR	3HR	2HR	1HR	@25A	@75A
	280	260	235	220	190	165	575	165



Charge / Discharge Tables & Graphs



SHENZHEN CENTER POWER TECH. CO., LTD.

Center Power Industrial Park, Tongfu Industrial District Dapeng Town,
518120 Shenzhen, China

Tel: (+86-755) 8431 8088 Fax: (+86-755) 8431 8038

E-mail: sales@vision-batt.com



ISO9001:2008

MH25860

G4M19906-9202-E-16